

# 1NS LED SERIES

## HOUSING

TO BE FORMED FROM 6063T5 ALLOY  
FINISH: BAKED WHITE ENAMEL (STANDARD) ALL STEEL PARTS ARE PHOSPHATE TREATED FOR CORROSION RESISTANCE BEFORE PAINT PROCEDURE, THEN BAKED WITH SUPERIOR ADHESION FOR DURABILITY

## LED MODULES

HIGHER EFFICACY UP TO 170 LPW WITH SERVICE LIFE GREATER THAN 60000(L70) HIGH COLOR RENDITION AND EXCELLENT COLOR CONSISTENCY COLOR OPTIONS AVAILABLE FROM 27K TO 40K .90 CRI LEDS AVAILABLE AS OPTIONAL

## DRIVERS

CONSTANT CURRENT, CLASS 2 UNIVERSAL INPUT : 120-277VAC SOUND RATED A, 54V OUTPUT 0-10V DIMMING STANDARD . DALI, ECOSYSTEM AND DMX DRIVERS ALSO AVAILABLE

## REFLECTOR

TO BE FORMED FROM 20GA POST PAINTED ALUMINUM SHEET WITH INTEGRAL THERMAL PROPERTIES REQUIRED FOR LED/DIGITAL LIGHTING WITH 90% PLUS REFLECTIVITY

## LENS


THE DIRECT LENS COMPONENT IS EXTRUDED OUT OF WHITE SATIN MATERIAL. STRAIGHT AND HOMOGENEOUS DIRECTLY DOWNLIGHTING IS A RESULT OF THE HIGHLY ENGINEERED AND TESTED PIGMENTED DIFFUSER. THE TOP INDIRECT TRANSLUCENT LENS SPREADS AND CONTROLS THE LIGHT ABOVE THE FIXTURE AND ACTS AS A DUST COVER

## MOUNTING

CABLE MOUNT OR PENDANT MOUNT

## PRODUCT DESCRIPTION

THE 1NS DIRECT/D AND 1NS DIRECT /INDIRECT D/D INSURES LONG CONTINUOUS LINES OF UNINTERRUPTED LIGHT PROVIDING AN EVENLY ILLUMINATED AND VISUALLY COMFORTABLE FIXTURE. THE ADVANCED DESIGN OF THE 1NS LED UNIT OFFERS A MINIMUM OF 60,000 HOURS OF LED LIFE. HARD SURFACE MOUNTED DIRECT DIRECT/INDIRECT PENDANT OR AIRCRAFT CABLE ARE AVAILABLE. THE NOMINAL 1 3/4" SNAP ARCHITECTURALLY AND SCIENTIFICALLY PIGMENTED SATIN LENSES CREATE SLENDER LINES OF HIGH DESIGN LIGHTING. THE EXTRUDED BODY ALLOWS FOR THE MANUFACTURER OF HORIZONTAL, VERTICAL AND OTHER GEOMETRIC PATTERNS AND FORMS. INTEGRAL SCULPTURE LIKE FULLY ILLUMINATED CORNERS ARE AVAILABLE. VARIOUS DIMMING AND SENSOR SYSTEMS CAN BE FACTORY SUPPLIED AND INSTALLED. ON THE DIRECT/INDIRECT UNITS THE TOP SEMI TRANSLUCENT LENS SOFTLY SPREADS THE AMBIENT LIGHT WHILE GLOWING AROUND THE PERIMETER OF THE FIXTURE.



TYPE:

PROJECT:

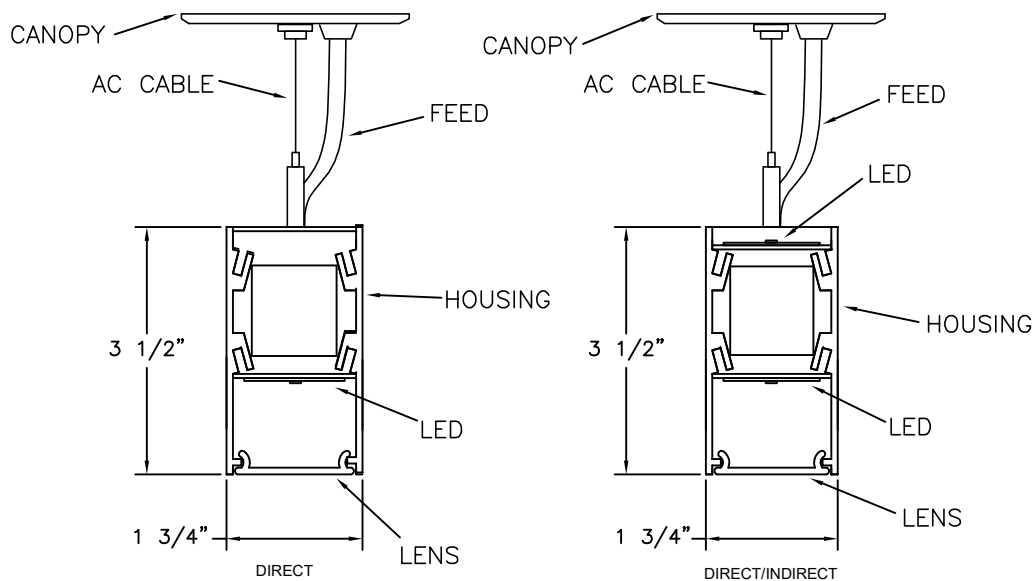
EVEN AND VISUALLY COMFORTABLE LED LIGHT DISTRIBUTION ACROSS PROFILE OF THE PRODUCT

50% ENERGY SAVINGS COMPARED TO LINEAR FLUORESCENT

SUSTAINABLE MATERIALS

ARRAY OF LUMEN OPTIONS ALL LM79/LM80 UL APPROVED

5 YEAR WARRANTY LED AND DRIVER

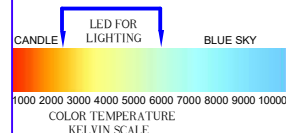


## ORDERING KEY

SERIES	LUMENS/Ft (W/R)		SIZE	COLOR TEMP	MOUNTING	VOLTAGE	OPTIONS
	D	D/ID					
<input type="checkbox"/> 1NS D (DIRECT) <input type="checkbox"/> 1NS D/ID (DIRECT/INDIRECT)	LO	812.5(9.1)	<input type="checkbox"/> 2'	<input type="checkbox"/> 2700K*	<input type="checkbox"/> AC - CABLE	<input type="checkbox"/> 120 V	<input type="checkbox"/> EM
	MO	1028.5(12)	<input type="checkbox"/> 3'	<input type="checkbox"/> 3000K	<input type="checkbox"/> P - STEM	<input type="checkbox"/> 277 V	<input type="checkbox"/> DIM 0-10
	HO	1316(14.5)	<input type="checkbox"/> 4'	<input type="checkbox"/> 3500K	<input type="checkbox"/> LENGTH	<input type="checkbox"/> UNIVERSAL	<input type="checkbox"/> DALI
			<input type="checkbox"/> 6'	<input type="checkbox"/> 4000K	<input type="checkbox"/> 24"		<input type="checkbox"/> Hilume 1% -2WIRE
			<input type="checkbox"/> 8'	<input type="checkbox"/> 5000K	<input type="checkbox"/> 48"		<input type="checkbox"/> Hilume 1% -ECO-LDE
			<input type="checkbox"/> OTHER		<input type="checkbox"/> OTHER		<input type="checkbox"/> Hilume 5% LDE5

LUMENS WILL VARY SLIGHTLY DEPENDING ON DIFFUSER AND LED COLOR TEMP. PLEASE CONSULT NATIONAL FOR 2700K AND 90CRI LEDS

NATIONAL 3E LED SERIES USES ENGINE/STICK ORIGINAL EQUIPMENT (BY OSRAM, PHILIPS, SAMSUNG, ET AL) WHICH ARE RATED FOR APPROXIMATELY 100 LM/W. ARCHITECTURAL LENSES PROVIDED WITH THE LUMINAIRES BY DESIGN EVEN THE BRIGHTNESS AND VISUAL COMFORT AND MIGHT 'FRACTIONALLY LOWER LM/W'.

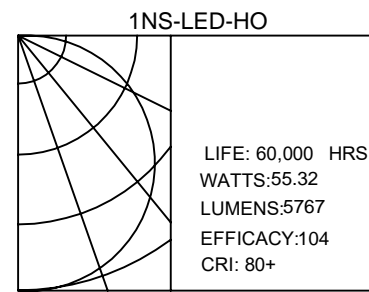
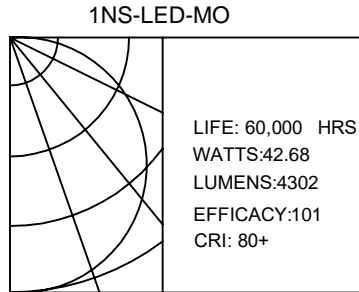
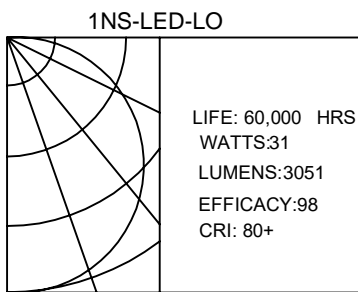


522 CORTLANDT ST.  
BELLEVILLE, NJ 07109

NJ 973-751-1600  
NY 212-751-1600  
FAX 973-751-4931  
WWW.NATLTG.COM

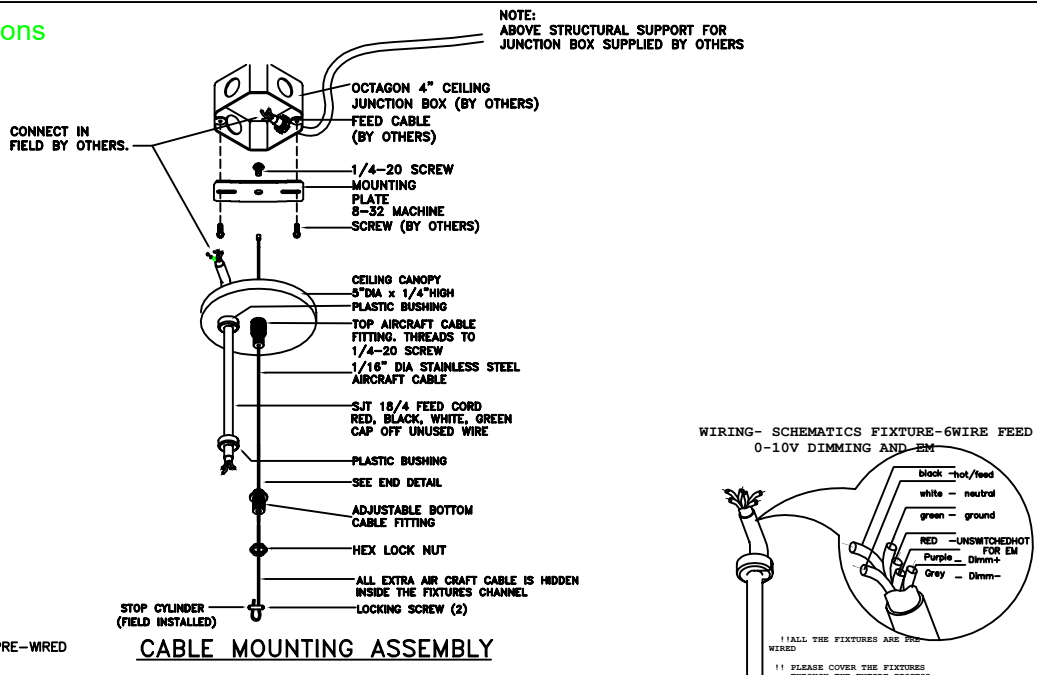


## PHOTOMETRICS



!!ABOVE DATA BASED ON 4' DIRECT VERSION. IES FILES PROVIDED FOR BOTH VERSIONS.

## Mounting /Wiring Instructions



## LIGHTING CONTROL SOLUTIONS

- DIMMING ( 0-10V, DALI Or Lutron )**
  - 0-10V Dimming Driver used as standard.
  - Continuous Dimming up to 10%.
  - Dimming wires not provided unless specified
  - Contact National for Dali or Lutron Control system
- Occ/DAYLIGHT/Vacancy/Bi-Level**
  - Sensor-ready and compatible drivers provided.
  - Sensors can be field installed or could be installed in the fixtures
  - Bi-level dimming and Motion sensors also available
- Compatibility:**  
National fixtures are compatible with Lutron, Philips Easysense, Magnum, Wattstopper, Hubbell , Leviton , Hytronik , Daintree & Enlighted Control System

## APPLICATION DETAIL



NATIONAL LIGHTING  
COMPANY, INC.  
522 CORTLANDT ST.  
BELLEVILLE, NJ 07109

NJ 973-751-1600  
NY 212-751-1600  
FAX 973-751-4931  
WWW.NATLTG.COM

JOB NAME:  
CATALOG:  
TYPE: