

BRADEN 4NS LED

HOUSING

TO BE FORMED FROM 6063T5 ALLOY
FINISH: BAKED WHITE ENAMEL (STANDARD) ALL STEEL PARTS ARE PHOSPHATE TREATED FOR CORROSION RESISTANCE BEFORE PAINT PROCEDURE, THEN BAKED WITH SUPERIOR ADHESION FOR DURABILITY

LED MODULES

HIGHER EFFICACY UP TO 170 LPW WITH SERVICE LIFE GREATER THAN 60000(L70) HIGH COLOR RENDER AND EXCELLENT COLOR CONSISTENCY COLOR OPTIONS AVAILABLE FROM 27K TO 40K .90 CRI LEDS AVAILABLE AS OPTIONAL

DRIVERS

CONSTANT CURRENT, CLASS 2 UNIVERSAL INPUT : 120-277VAC SOUND RATED A, 54V OUTPUT 0-10V DIMMING STANDARD . DALI, ECOSYSTEM AND DMX DRIVERS ALSO AVAILABLE

REFLECTOR

TO BE FORMED FROM 20GA POST PAINTED ALUMINUM SHEET WITH INTEGRAL THERMAL PROPERTIES REQUIRED FOR LED/DIGITAL LIGHTING WITH 90% PLUS REFLECTIVITY

LENS

A WHITE SATINE LENS WITH FROSTED PIGMENT THAT CREATES A UNIVERSALLY SMOOTH AND HOMOGENOUS ILLUMINATED SURFACE. LENS IS EXTRUDED WITH TONGUE AND GROOVE DETAIL TO MATE WITH INTERNAL REFLECTOR. THE LENS IS CUSTOM TAILORED TO THE UNIQUE LENGTH OF FIXTURE AND CORNER DETAIL. THE UP-LIGHT SEMI-TRANSLUCENT LENS PROVIDES DIRECTIONAL CONTROL FOR THE ILLUMINATED CEILING AND A FILTER/DUST COLLECTOR FOR UP-LIGHT DIODES

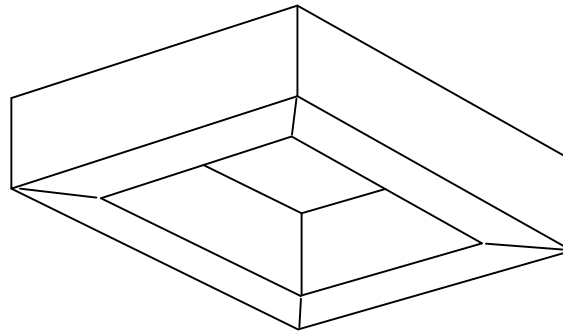
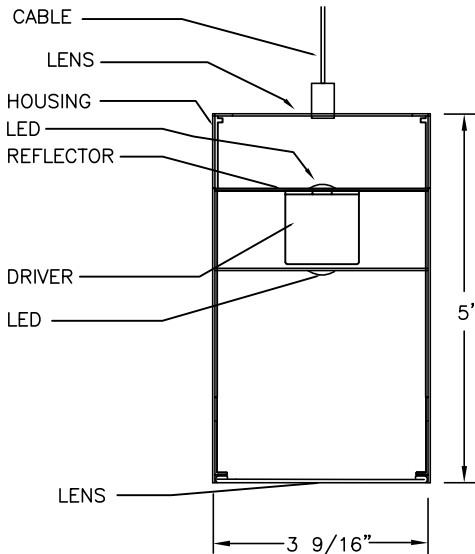
MOUNTING

CABLE MOUNT OR PENDANT MOUNT



PRODUCT DESCRIPTION

THE BRADEN OPENS A NEW STYLE OF LIGHTING DESIGN FOR OPEN OFFICE, COMMUNAL, WORK SPACES IN THE SHARED ECONOMY. PENDANT OR AIRCRAFT MOUNTED LIGHT AS SCULPTURE. PROVIDES OVERHEAD BRILLIANCE AND ARCHITECTURAL INTERESTS. AN UNLIMITED PALETTE OF OPTIONS WITH INTEGRAL ILLUMINATED CORNERS. METICULOUSLY CALIBRATED SO THE LED'S EVENLY ILLUMINATE THE GEOMETRIC SHAPE FROM MITERED CORNER TO MITERED CORNER. THE BRADEN APPEARS TO FLOAT AND GLOW BELOW THE CEILING LINE.



SQUARE OR RECTANGULAR PATTERN IS AVAILABLE
(SEE LISTING BELOW FOR SIZES AND SHAPES)
ALL CORNERS WILL BE ILLUMINATED

TYPE: _____

PROJECT: _____

EVEN AND VISUALLY COMFORTABLE LED LIGHT DISTRIBUTION ACROSS PROFILE OF THE PRODUCT

50% ENERGY SAVINGS COMPARED TO LINEAR FLUORESCENT

SUSTAINABLE MATERIALS

ARRAY OF LUMEN OPTIONS ALL LM79/LM80 UL APPROVED

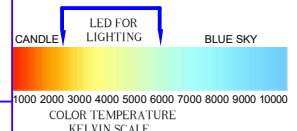
5 YEAR WARRANTY LED AND DRIVER

ORDERING KEY

SERIES	Lumens/ft(Watts/ft)	SIZE	COLOR TEMP	MOUNTING	VOLTAGE	OPTIONS
BRADEN 4NS LED D (DIRECT)	LO 632.7(6.4)	<input type="checkbox"/> 2'X2' <input type="checkbox"/> 2'X3'	<input type="checkbox"/> 2700K	<input type="checkbox"/> AC - CABLE	<input type="checkbox"/> 120 V	<input type="checkbox"/> EM
	MO 809(8.35)	<input type="checkbox"/> 3'X3' <input type="checkbox"/> 3'X4'	<input type="checkbox"/> 3000K	<input type="checkbox"/> P - STEM	<input type="checkbox"/> 277 V	<input type="checkbox"/> DIM 0-10
	HO 1037(10.5)	<input type="checkbox"/> 4'X4' <input type="checkbox"/> 4'X5'	<input type="checkbox"/> 3500K	<input type="checkbox"/> LENGTH	<input type="checkbox"/> UNIVERSAL	<input type="checkbox"/> DALI
BRADEN 4NS LED D/ID (DIRECT/ INDIRECT)	LO 1065.25(9.6)	<input type="checkbox"/> 6'X6' <input type="checkbox"/> 6'X5'	<input type="checkbox"/> 4000K	<input type="checkbox"/> 24"		<input type="checkbox"/> Hilume 1% -2WIRE
	MO 1238.75(11.37)	<input type="checkbox"/> 8'X8' <input type="checkbox"/> 8'X4'	<input type="checkbox"/> 5000K	<input type="checkbox"/> 48"		<input type="checkbox"/> Hilume 1% -ECO-LDE1
	HO 1684(15.25)	<input type="checkbox"/> 8'X10' <input type="checkbox"/> OTHER		<input type="checkbox"/> OTHER_____		<input type="checkbox"/> Hilume 5% LDE5

IES FILES ARE FOR 2X2 DIRECT VERSION ONLY LUMENS WILL VARY SLIGHTLY DEPENDING ON DIFFUSER AND LED COLOR TEMP. PLEASE CONSULT NATIONAL FOR 2700K AND .90CRI LEDS

NATIONAL 3E/LED SERIES USES ENGINE/STICK ORIGINAL EQUIPMENT (BY OSRAM, PHILIPS, SAMSUNG, ET AL) WHICH ARE RATED FOR APPROXIMATELY 100 LM/W. ARCHITECTURAL LENSES PROVIDED WITH THE LUMINAIRES BY DESIGN EVEN THE BRIGHTNESS AND VISUAL COMFORT AND MIGHT FRACTIONALLY LOWER LM/W.



522 CORTLANDT ST.
BELLEVILLE, NJ 07109

NJ 973-751-1600
NY 212-751-1600
FAX 973-751-4931
WWW.NATLTG.COM



PHOTOMETRICS

BRADEN 4NS D/ID-LO

	LIFE: 60,000 HRS
	WATTS:38.6
	LUMENS:4261
	EFFICACY:110
	CRI: 80+

BRADEN 4NSD/ID-MO

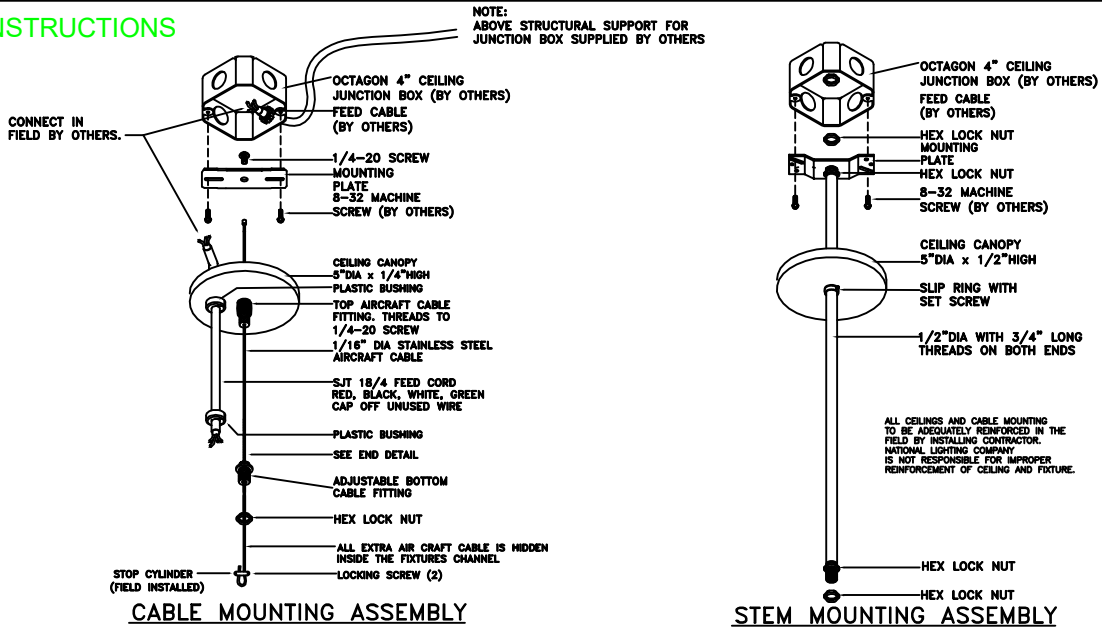
	LIFE: 60,000 HRS
	WATTS:45.5
	LUMENS:4955
	EFFICACY:109
	CRI: 80+

BRADEN 4NSD/ID-MO

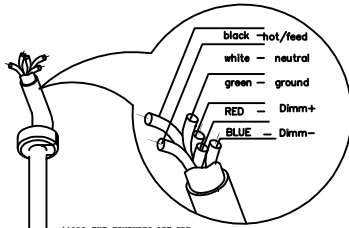
	LIFE: 60,000 HRS
	WATTS:61
	LUMENS:6739
	EFFICACY:110
	CRI: 80+

All values are based on 4' Section.

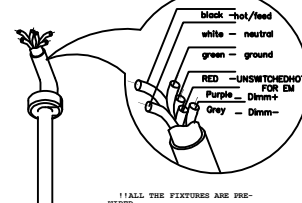
MOUNTING INSTRUCTIONS



WIRING- SCHEMATICS FIXTURE-5WIRE FEED 0-10V DIMMING



WIRING- SCHEMATICS FIXTURE-6WIRE FEED 0-10V DIMMING AND EM



LIGHTING CONTROL SOLUTIONS

- DIMMING (0-10V, DALI Or Lutron)**
 - 0-10V Dimming Driver used as standard.
 - Continuous Dimming up to 10%.
 - Dimming wires not provided unless specified
 - Contact National for Dali or Lutron Control system
- Occ/DAYLIGHT/Vacancy/Bi-Level**
 - Sensor-ready and compatible drivers provided.
 - Sensors can be field installed or could be installed in the fixtures
 - Bi-level dimming and Motion sensors also available
- Compatibility:**

National fixtures are compatible with Lutron, Philips Actilume, Magnum, Wattstopper, Hubbell , Leviton , Hytronik , Daintree & Enlighted Control System

CLOSEUP DETAIL



NATIONAL LIGHTING
COMPANY, INC.
522 CORTLANDT ST.
BELLEVILLE, NJ 07109

NJ 973-751-1600
NY 212-751-1600
FAX 973-751-4931
WWW.NATLTG.COM

JOB NAME:
CATALOG:
TYPE: